

JUDGING – GENERAL INFORMATION

This guide assumes you already have a BEST Robotics Registry account and are currently logged in.


Follow these steps to access the judging page.

1. Click on REGISTRY in the menu at the top.
2. At the bottom of the page, click ACCESS JUDGING by the row with the hub you are judging.

My Volunteerships

You are a volunteer for these hubs.

[Register As A Volunteer](#)

	HUB	APPROVED	RECEIVES EMAIL	JUDGING?
	East Alabama BEST	✓	✗	Access Judging

EXPANDING AND COLLAPSING TABLE

To expand and collapse the table in order to view all team deliverables at once, use the top right buttons shown below. See Viewing Judged Materials for more information on the expanded sections.




VIEWING LOGO

The team's logos can be viewed and downloaded.

1. Click the ACTION BUTTON beside the team's name and click VIEW LOGO.
2. Click DOWNLOAD button to download the logo to your computer.

⊙	Bellville High School Capitol BEST	#0451 Bellville High School	Public 0-399	2019	12	7	4	1	4A Unapproved	No External Website No Hosted Website No Exhibit
---	---------------------------------------	--------------------------------	--------------	------	----	---	---	---	------------------	--

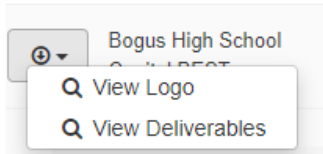


[Download](#)
[Close](#)

VIEWING JUDGED MATERIALS

Teams can deliver content to the hub for judging via their file manager. When a hub defines a SCHEDULED ACTIVITY as requiring or allowing a deliverable, the team can specifically assign an uploaded file as a fulfillment of this activity. When they do the file is accessible to the hub and judges in this section.

1. Click the ACTION BUTTON beside the team’s name and click VIEW DELIVERABLES (or use the expand/collapse discussed above to expand/collapse all teams).



The due date for the deliverable is shown along with a “past due” flag for a team that have not uploaded a deliverable. If the deliverable has been uploaded, the filename and date uploaded will be displayed. To download the file:

1. Click the filename in the row of the specific deliverable you wish to view.

Team Deliverables				Close
DELIVERABLE	DUE DATE	PAST DUE	FILE	DATE UPLOADED
Engineering Notebook Engineering Notebook	7/31/2020 12:00am		Download Engineering Notebook - Jubilee Wells Branch - Varsity.pdf	7/4/2020 1:39pm
Minecraft Challenge Minecraft Problem Solving Challenge	7/15/2020 12:00pm	Overdue	No file available	

VIEWING TEAM WEBSITES AND EXHIBITS

To view teams’ websites and exhibits, locate the school in the table. On the right-hand side are three items under the column name WEBSITE EXHIBIT. If a team has a (1) external website, (2) internal website, or (3) virtual exhibit; the link will be clickable in this column. If they have not been completed, a NO followed by the item name will be displayed.

SCHOOL	TEAM	TYPE	POPULATION	PAST YEAR	UIL	WEBSITE EXHIBIT
Belville High School Capitol BEST	#0451 Belville High School	Public	0-399	2019	12 7 4 1	4A Unapproved No External Website No Hosted Website No Exhibit

VIEWING SCHEDULED ACTIVITIES

Judges can view the time spaces assigned to team by clicking the VIEW SCHEDULE ACTIVITIES button at the upper right.