

PARENTS

Any adult can create an account at <http://registry.bestrobotics.org>. ONLY ADULTS should create these accounts. STUDENTS should NEVER create an account. Their PARENT will register them under the parent account. If you have an account from a previous year, you may continue to use that same account every year (just click on Login). If you have no previous account, click on “Create An Account”.

National Registry

[Home](#) [Events](#) [Mentoring](#) [Help](#) [Login](#)



A Single Account

All BEST Robotics resources are now available through a single login. You can keep your login from year to year and access your information anytime. Your profile helps you understand where your information is used and allows you to control your privacy with the BEST Robotics web applications. **Only adults should create an account. Student: Ask your parent or guardian to create an account and then register you for your robotics team.**

[Create An Account](#)

As an adult you only need one account and do not need to separate teacher vs. parent accounts anymore. This is not required. You can register your children from any account.

Once the adult has an account, go to <http://registry.bestrobotics.org>, click on **Login**. On the login screen, enter the email address and password that you used when creating the account.

National Registry

Home Events Mentoring Help **Login**

➔ Already have an account?

EMAIL ADDRESS OR AVATAR NAME

*

PASSWORD


*

Remember My Email *not recommended if this is not your personal computer*

After logging in, navigate to the **Parents** page and click on “Register A Student”. This is where you will register your children who are participating on a BEST Robotics team. This is the **ONLY** place that students are registered and connected with the school/team.

National Registry PP

Home Events **Parents** Mentors Volunteers Schools Help Logout

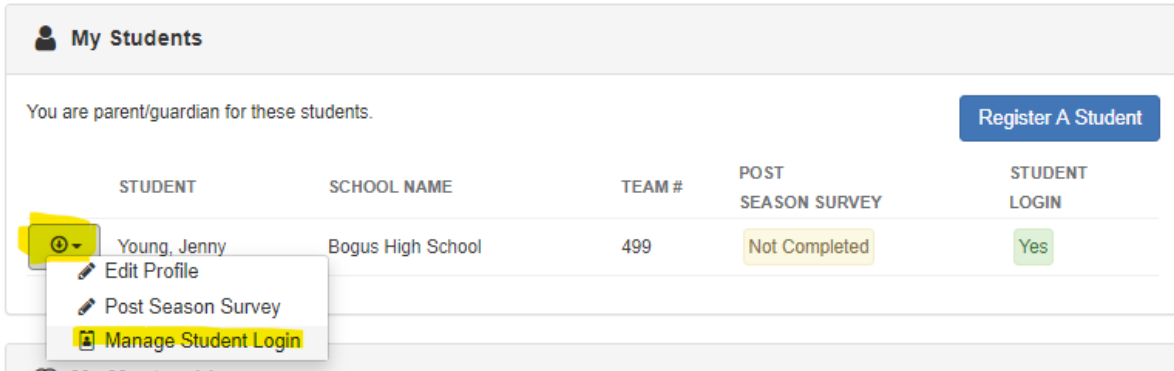
 **My Students**

You are parent/guardian for these students.

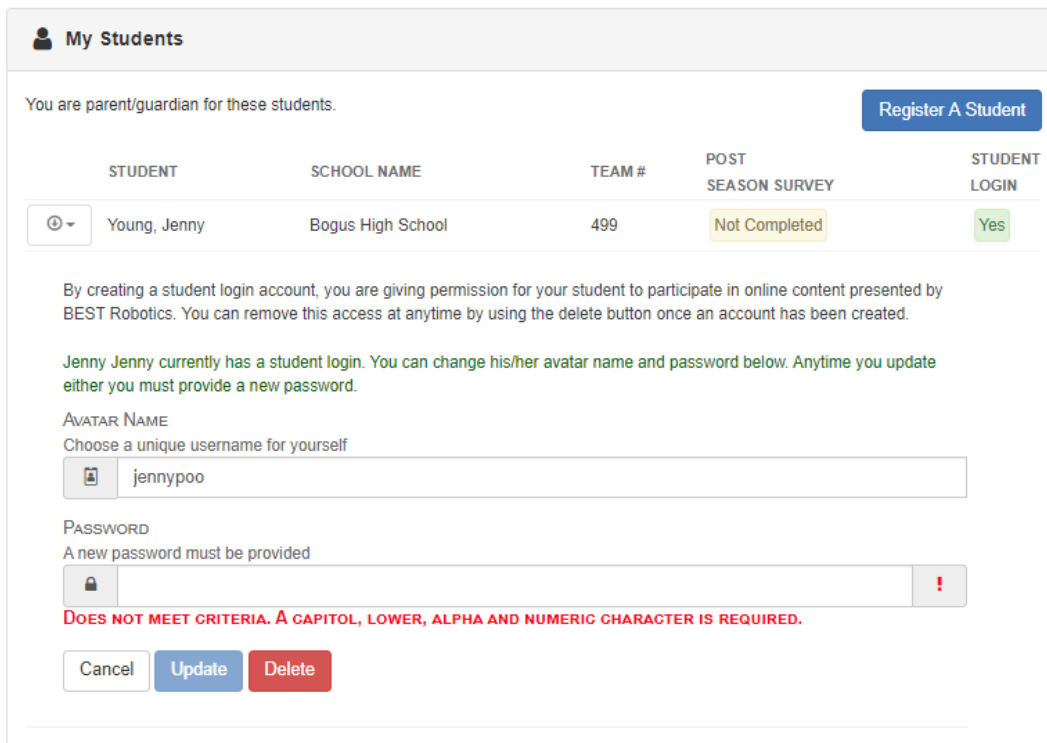
STUDENT	SCHOOL NAME	TEAM #	POST SEASON SURVEY	STUDENT LOGIN
---------	-------------	--------	--------------------	---------------

Each adult can register 5 students (i.e., 5 children). If you have more than 5 children participating, then you can request to have the number increased and we are happy to oblige (send the request to support@bestrobotics.org). Teachers, DO NOT register the students on your team; you should only register your OWN CHILDREN.

After you REGISTER A STUDENT, the student will show up on the MY STUDENTS panel on the Parents page. From there, you can create a login for the student to allow them to access the Team Workflow and other 3rd party sites like the Minecraft and BESTMania challenges.



The PARENT is in control of this student login. Please DO NOT use the students name or email address for their own protection. Create an avatar name and password. If the password is ever forgotten or you just wish to change it for security reasons, you can return to the Parents page and click "Manage Student Login" on the pulldown menu next to the student's name. This gives parents ultimate control of what their student is doing and can do.



After the Student Login is created by the parent AND the teacher has given the student access, the student may login directly to <http://registry.bestrobotics.org> to access their Team Workflow and use the same credentials for accessing 3rd party sites such as BESTMania Challenge, Minecraft Challenge and the Virtual Team Exhibit.

Students use the Avatar Name and Password that was created for them by the PARENT.

➔ [Already have an account?](#)

EMAIL ADDRESS OR AVATAR NAME

 *

PASSWORD

 *

Remember My Email *not recommended if this is not your personal computer*

VIDEO TRAINING

Please view the full training video available at the following link:

https://drive.google.com/drive/u/1/folders/1E2VteAbecxXRf0WXE8kuXmv_GIV07TCw